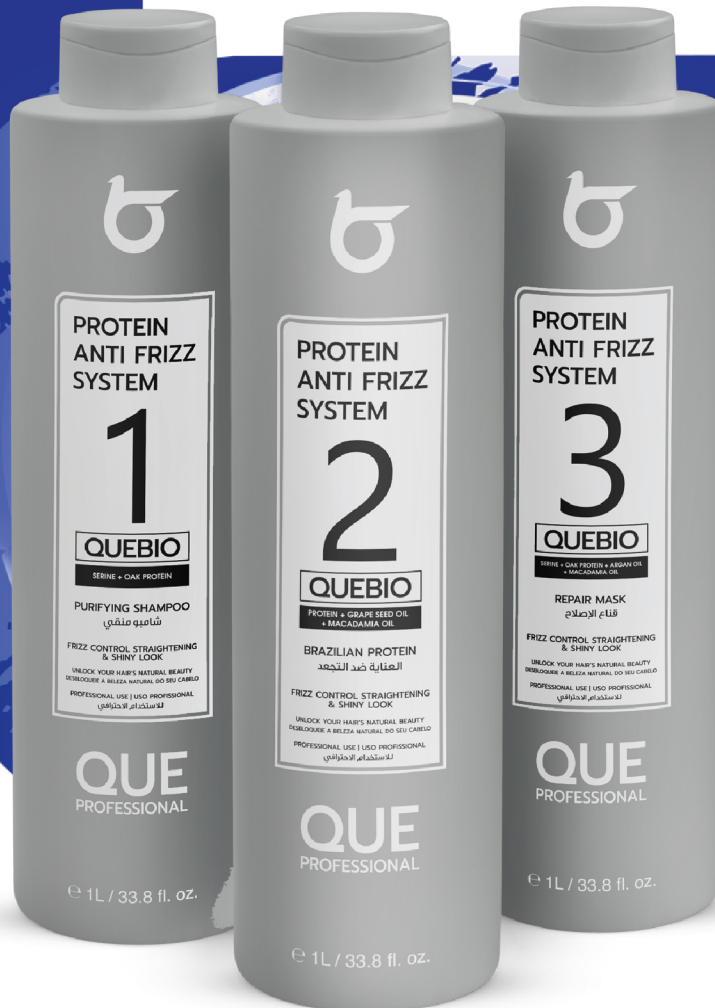


QUEBIO PROTEIN ANTI-FRIZZ SYSTEM

QUE
PROFESSIONAL



www.queprof.com

QUE PROFESSIONAL
NYCCO Inc.
UNITED STATES OF AMERICA
151 AVENUE A, NEW YORK, NY
 +1 (646) 369 9211

NEW FORMULA FOR RESISTANT HAIR

With its new formula PROTEIN ANTI-FRIZZ SYSTEM, the line **QUEBIO** straightens even the most resistant hair, reduces volume and eliminates frizz in its first application without yellowing the lighter hair and without losing the tone of the previously colored hair. The new formula contains essential ingredients for a complete restoration of the straightening process and for total safety nutrition of the strands. Say goodbye to aggressive and preserving chemicals. With **QUEBIO PROTEIN ANTI-FRIZZ SYSTEM** the hair gains a more natural look, Intense shine, stays healthy and aggressive-free.

QUEBIO PROTEIN ANTI-FRIZZ SYSTEM

PURIFYING SHAMPOO: Our Purifying Shampoo contains active ingredients that include Serine and cleans your hair in a controlled way, preparing it to receive heavier treatment.

PROTEIN COMPLEX: Our Step 2 Protein Complex controls frizz in stubborn hair naturally and safely. This is possible because of our ANTI-FRIZZ SYSTEM technology, which blocks the keratin and sulfide chain, allowing hair to take on a new shape, it is anti-yellowing and ANTI-FRIZZ and brings out hair's shine and softness. Recommended for all hair types, including the most stubborn.

REPAIR MASK: To finish, it is essential to use Repair Mask Step 3. This will balance the hair's pH and complete the intense repair treatment, which regenerates and nourishes damaged and chemically treated hair. It gives hair its elasticity back and makes it shine, minimizing the structural damage caused by chemical treatments

- STEP BY STEP -



STEP 1

Begin washing by applying Purifying Shampoo Step 1 to the hair and massaging it in evenly. Repeat this process up to three times, making sure the hair is very clean. Rinse thoroughly



STEP 2

Dry the hair hallway and divide it into strands. Shake the Protein Complex Step 2 well and apply it to the hair, beginning 4/1 inch (2/1 cm) from the scalp. After fully applying it, cover the hair with a plastic showera cap and let it work for 35 to 60 minutes, depending on the hair type and the desired straightness. Towel Rinse thoroughly, removing 20% to 50% of the product.



STEP 3

Blow dry the hair, using a round hairbrush and leaving it completely straight. For more difficult hair, begin brushing the hair without removing the excess water.











STEP 4

Next, take thin strands of hair and, using the rule of natural and resistant hair, pass the flat iron 10 to 15 times at a temperature of up to 460°F (240°C), For discolored, dyed or fine hair, pass the flat iron 7 to 10 times at a temperature of up to 350°F (180°C)



STEP 5

To finish, it is essential to use Repair Mask Step 3. This will balance the hair's pH and complete the treatment. Leave it in for three minutes and rinse. Afterward, style the hair as desired. For a longer-lasting effect, we recommend using the QUEBIO Home Care line.

-  Hydrolyzed Soy Protein: strengthens, nourishes, frizz control
-  Shea Butter: deep moisturization, shines and softness
-  Argan Oil: rich in fatty acids, antioxidants and offers UV Protection
-  Serine: amino acids that offers anti-aging, strengthens, and restores
-  Arginine: promote hair growths, strengthens and improve overall hair health
-  Hydrolyzed Wheat Protein: retain moisture, enhance volume and thickness
-  OAK Protein: strengthen, fortify and repairs.
-  Macadamia Oil: rich in omega-7 and omega-9

IT DOES NOT CONTAIN FORMALDEHYDE

- Comfort for both professional and client
- No Eye Irritation
- Smoke-free
- Odorless
- Hassle-free Without color fading